



Aero Tune

OWS Wireless Stereo Headset

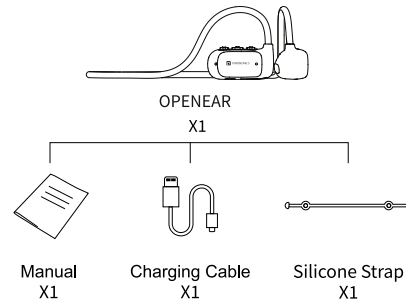


User Manual

How to Wear



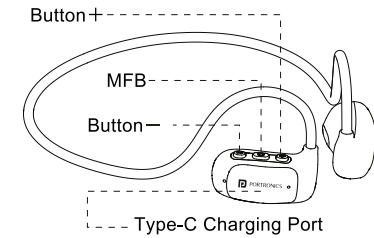
What's In the Box



Specifications

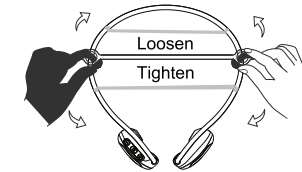
Model: Aero Tune
Type: Open-Ear Wireless Headphones
BT Version: 6.0
BT Range : ≈10m
Play Time: 10 Hours (80%volume)
Charging Time:2 Hours
Charging Input : 5V/1A
Waterproof: IPX5 rating

Button Control



Silicone Strap Usage

For a smaller head circumference, use this silicone strap accessory to secure headphones better. Tie each end of the strap to the headphone band behind the ears.



Operations

Power On/Off

Power On: Press & hold the MFB button for 3 sec, White leds flash.

Power Off: Press & hold the MFB button for 3 sec, green led flashes .

Bluetooth Connection

Select "Aero Tune " in BT menu to connect.

Battery Level Notification

Automatically announce the real-time battery level of the headphones after power on.

Battery 100%-70%: Prompts: battery high.
Battery 69%-40%: Prompts: battery medium.
Battery 39%-10%: Prompts: battery low.

Switch Outdoor/Indoor Modes

The headphones is built-in 2 sound modes. Triple click the MFB / Prompt: indoor mode / outdoor mode.

Answer/Hang Up/Reject A Call

Answer/Hang Up A Call:Click the MFB once.
Reject A Call: Double click the MFB.

Play/Pause Music

Click the MFB once.

Previous/Next Track

Previous Track: Press & hold the button + .
Next Track: Press & hold the button - .

Volume Up/Down

Volume Up: Click the button + .
Volume Down: Click the button - .
When the volume reaches the maximum, Prompt: maximum volume.

Activate Voice Command

Quickly click the MFB for 4 times.

Low Battery

The green LED flashes three times every 3 minutes when the battery is lower than 20%, Prompt: low battery .

Restore Factory Setting

Under power-off mode, press and hold the MFB button for 10sec. Prompt: Restore to factory settings, power off.

Charge

Please use DC 5V adapter for charging.Green LED is on charging. White LED is on after fully charged.



Attentions

- Listen at a moderate volume to prevent hearing damage.
- Stay alert to your surroundings while walking, cycling, or driving.
- Discontinue use immediately if you experience pain, irritation, or dizziness.
- Use only certified 5V adapters and the provided charging cable.
- Do not charge or operate the device when wet or in humid conditions.
- Keep the product away from extreme heat, fire, and direct sunlight.
- Avoid bending, twisting, or dropping the headphones.
- Clean the device gently using a soft, dry cloth.
- Keep out of reach of children and pets to prevent choking or damage.
- Do not submerge in water unless specified as waterproof.
- Avoid exposure to strong magnetic or electromagnetic fields.
- Do not use the device to record or transmit audio without consent.
- Use responsibly and in compliance with local laws and regulations.
- The company shall not be held responsible for any illegal, unsafe, or improper use of this product.



For Support
Visit : www.portronics.com
Email : help@portronics.com
Contact No. : +91 9655249245
(Working Hrs. : Monday - Saturday 10:00am - 6:00pm)

