



BREEZE PLUS

Portable Bluetooth Speaker

USER MANUAL

Specifications

Bluetooth version	: 5.3
Impedance	: 4Ω
Function	: Bluetooth, AUX, TWS
Output	: 10W X 2
Voltage	: DC 5V
Battery	: Built-in 2000mAh Lithium-ion Battery
Aux in	: 3.5 mm
Water resistance standard	: IPX6
Weight	: 455 g
Size	: 185 X 73 X 73 mm

Introduction

Thank you for purchasing the Portronics Breeze Plus. This product is designed to provide high quality music for your iPad, iPhone, iPod, computer, PDA, android and other smartphones. This instruction booklet explains the basic operation and care of the unit. Please read them carefully and keep for future reference.

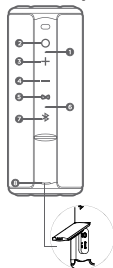
Maintenance

Place the unit on a level surface away from sources of direct sunlight or excessive heat.

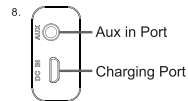
Clean your unit with a soft cloth moistened only with mild soap and water. Stronger cleaning agents, such as benzene, thinner or similar materials can damage the surface of the unit.

Main Unit :

1. Power on indicator: white
Short press: Play/Pause
2. Long press: Power on/off
Short press: Play/Pause
3. Short press: Volume increase
Long press: Switch next track
4. Short press: Volume decrease
Long press: Switch previous track
5. TWS button)
Short press: TWS paired
Long press: TWS cleared
6. Working state indicator: White
TWS state indicator: Blue



7. Short press: To quick entre bluetooth mode, Answer/hang up the call
Long press: Reject the call



Included

Breeze Plus system, Micro USB Cable, User Manual



Using Bluetooth: Pairing Your Device

The button will twinkle when you power on. Now please turn on the Bluetooth function of your mobile/other devices. And start to search for Bluetooth devices, the "Breeze Plus" will be found, please connect it. When connected, the speaker will prompt "Device Paired" and the button will be white.



Bluetooth Music Playing

Please turn on the mobile or other devices music player, and speaker will play the selected music.

Mobile Hands-free

Answer the call : Short Press button to answer the call
End the call : Short press button again to end the call

Disconnect the Current Bluetooth Connection

Long press to disconnect the current Bluetooth connection, the speaker will voice "device disconnected". Then other Bluetooth devices can find and pair with the speaker.

TWS(True Wireless Stereo) function

Power on two "Breeze Plus" Speakers and keep them disconnected from any device. Short press the button of left side speaker, it will search right "Breeze Plus" speaker and After connected, the left speaker working state LED will flash, the right speaker TWS state LED will be on steady.

Once TWS connected, it will re-connect automatically when next power on, otherwise you can clear TWS by long press button.

Playing Audio via Aux Cable

Use the 3.5mm audio cable included to connect the speaker to an audio source (PC, MP3/MP4, mobile phone). Speaker will enter "AUX IN" mode (the speaker will prompt "Aux in" mode). The speaker can play the music from the audio source.

Please Note:

- 1) When the speaker connect to the PC via the Aux In cable to play music. We

suggest use the branded adaptor (5V 1A) instead of the PC USB Port to charge the speaker, as the computer's power supply is weak.

2) Make sure the speaker is under Aux In mode when using this function.

3) Short press the button, the music will be mute on the speaker. But the audio source is playing the music.

Intelligent power saving function

When speaker paused, muted or without bluetooth connection more than 20 minutes, it will be automatically powered off.

Note: Please long press button again to power on the speaker.

Charging the Unit

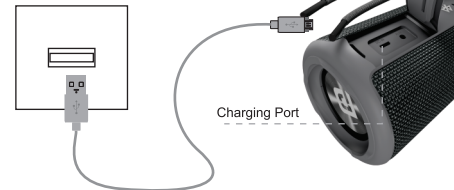
When speaker with low battery capacity, the speaker will prompt "DUDU", Please charge the battery via micro USB cable included immediately.

Please note:

A. Charge the speaker via USB cable when speaker enter into power saving mode, power indicator will turn on white during charging and turn off when fully charged.

B. Using good quality power adaptor with 5V 1A, a full charge will take around 4-5 hours

NOTE : For TWS Pair both speakers required on same batch, different batch of same model not works in TWS



Note: Low battery will affect the music sound quality. Please use the Portronics or any other branded good quality 5V 1A adaptor to charge the battery. You can use the Smartphone's adaptor for charging.

NOTE: Any damage caused by physical impact, Water/liquid, fire etc caused by customer or nature shall not be covered under warranty. Only product design, feature and functionality related faults will be considered.



www.portronics.com

For Support

Visit : www.portronics.com

Email : help@portronics.com

Contact No. : +91 9555245245, 011-42413131

(Working Hrs. : Monday - Saturday 10:00am - 6:00pm)



For E-waste & ROHS compliance refer to
<http://www.portronics.com/ewaste.html>