



DASH 14

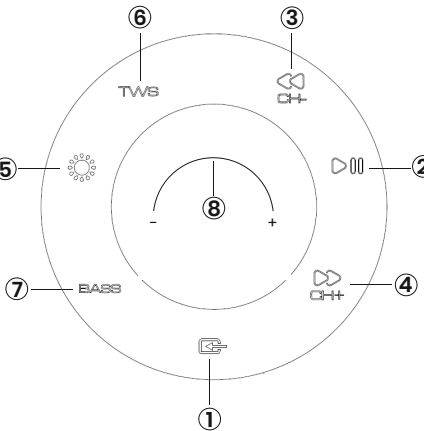
PARTY SPEAKER WITH WIRELESS KARAOKE MIC

User Manual

Product Specifications

Bluetooth Version	: 5.3
Bluetooth Working Range	: Less than 10m
Speaker Power	: 120W
Signal to Noise Ratio	: 75
Frequency Response	: 40Hz-20kHz
Charging Voltage	: 5V/3A
Charging Port	: Type-C
Built-in	: 7.4V/4000mAh Lithium Battery

Button Functions



Power Switch

Press the Power Button to ON /OFF

1. INPUT Button

Short Press: Switch between BT / USB / FM / AUX modes.
When powered on, the speaker starts in Bluetooth (BT) mode.

2. PLAY Button

Short Press: Play / Pause music.
Long Press (FM Mode): Auto-scan and save all FM stations.
Long Press (BT Mode): Clear Bluetooth pairing. Long press again to reconnect.

3. PREV Button

Short Press: Go to the previous track or FM station.
(Not functional in AUX mode.)

4. NEXT Button

Short Press: Go to the next track or FM station.
(Not functional in AUX mode.)

5. RGB Lighting Button

Short Press: Cycle through LED effects (LED1 → LED5 → OFF).

6. TWS Button

Short Press (BT Mode): Pair with another Dash 14 speaker.


7. BASS Button

Press Once: Enable Bass Boost (BASS).
Press Again: Turn Bass Boost OFF.

8. Volume Encoder

Rotate to adjust volume (0-30).
Default volume is 20.

Rear Panel



1) Insert a USB flash drive to play files. Supports MP3, WAV, WMA, and Fat32 formats, with a maximum capacity of 32GB.



2) GT volume adjustment knob, with volume levels from 0 to 30.



3) MIC volume adjustment knob, with volume levels from 0 to 30.



4) Reverb adjustment knob, reverb level from 0 to 16.



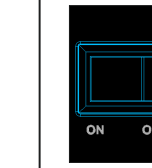
5) External audio input, supports 3.5mm stereo audio input.



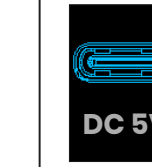
6) GT input jack, no reverb.



7) MIC input jack with reverb.



8) Power switch, ON turns on the speaker, OFF turns off speaker



9) Battery charging input, rated voltage 5V/3A.