



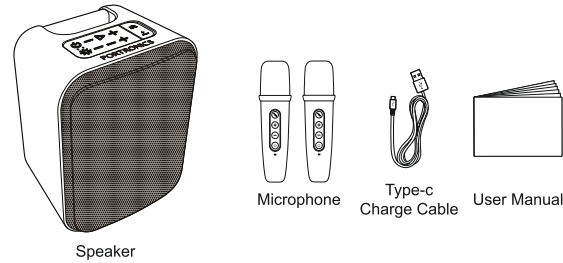
DASH

Party Speaker With Dual Wireless Karaoke Mic

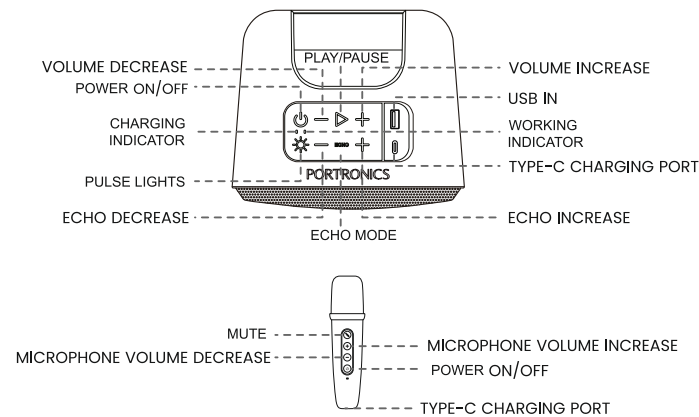


User Manual

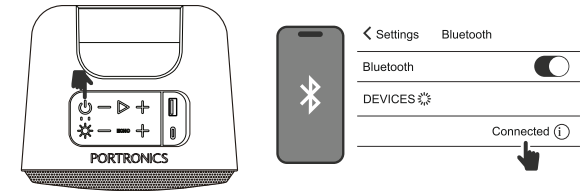
PACKAGE CONTENTS



BUTTON CONTROL



BLUETOOTH PAIRING



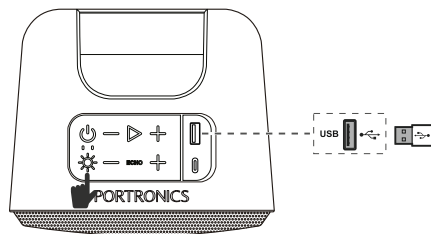
1. Power ON the speaker.
2. Activate Bluetooth on your device.
3. Search and select "Dash" from avail able devices.
4. Once paired, the working indicator will light up.

WIRELESS MIC AUTO CONNECTION



When you power on the speaker and switch on the wireless microphone, the mic will automatically connect to the speaker. A prompt sound or indicator light will confirm successful pairing, after which the microphone is ready to use. If the mic does not connect, restart both devices, ensure they are within range, and check the battery level.

USB PLAY



Insert a USB flash drive into the USB port to automatically start playing music.

SPECIFICATION

Speaker Output Wattage	30W
Battery Type	Li-ion battery 3.7V 2000mAh 7.4Wh
Battery Charging time	About 2.5 hours
Bluetooth version	5.4 V
Bluetooth transmitter frequency range	2402Mhz-2480Mhz
Function	BT/USB/Mic
Product dimentions(W*H*D)	170* 220*145mm
Net weight	0.972g
Packaging dimentions(W*H*D)	200*182*265mm

SAFETY & MAINTENANCE TIPS

1. Keep away from water, direct sunlight, and high heat.
2. Do not attempt to disassemble the unit.
3. Clean only with a dry, soft cloth.
4. Charge fully before first use and store with a 50% charge if unused for long periods.

TROUBLESHOOTING

Issue	Solution
Speaker not turning on	Charge the unit fully and try again
Bluetooth not connecting	Ensure the speaker is in pairing mode and not connected to another device
No sound from mic	Check mic volume and mute status on the speaker



www.portronics.com

For Support

Visit : www.portronics.com

Email : help@portronics.com

Contact No. : +91 9555245245

(Working Hrs. : Monday - Saturday 10:00am - 6:00pm)



E-Waste Management

E: info@3rrecycler.com

For E-Waste & ROHS compliance
refer to www.portronics.com/ewaste