


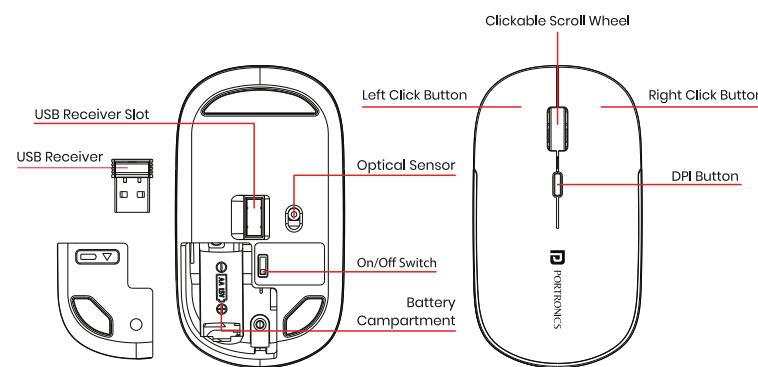

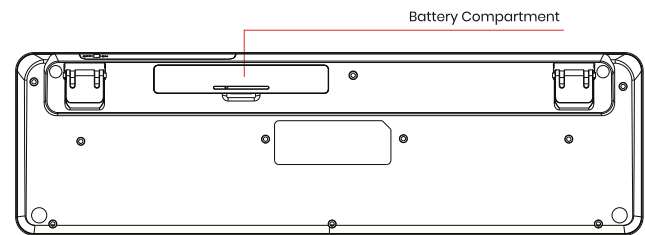
Key4 Combo

Wireless Keyboard and Mouse Set



User Manual

Layout Overview



Package Contents

- 1 x Wireless Keyboard
- 1 x Wireless Mouse
- 1 x USB Receiver (inside mouse battery compartment)
- 1 x User Documentation

Powering On/Off

- The wireless keyboard requires 2 x AAA battery and the wireless mouse requires a AA battery for power (batteries not included).
- To power on the mouse and keyboard, slide the On/Off Switch to the on position.
- To power off the mouse and keyboard, simply slide the switch to the off position.

Connecting To Your PC

- Turn on the mouse and keyboard.
- Insert the USB Receiver (inside the mouse battery compartment) into your device such as your laptop or desktop PC.
- You can now use the keyboard-mouse combo.

Auto Sleep Mode

After 10 minutes of inactivity, the keyboard and mouse will enter sleep mode. Press any key or button to wake them up.

Adjusting Mouse DPI Settings

- The wireless mouse is equipped with an adjustable DPI feature, allowing you to customize the cursor sensitivity for different tasks.
- Press the DPI button to cycle through the available DPI levels.
- Choose the DPI level that corresponds to your preferred sensitivity.

- Test the new DPI setting by moving the mouse on the surface. Adjust until you find a sensitivity that feels comfortable for your tasks.

Do's and Don'ts

- The battery life is influenced by battery brand, usage patterns, and environmental factors. We recommend using high-quality batteries from reputable brands.
- Ensure the device remains dry and is shielded from rain, humidity, liquids, and condensation.
- Store the equipment within moderate temperature ranges; avoid high or low extremes.
- Do not use the device with wet hands.
- Do not use or store the device in dusty or dirty areas.
- Do not drop, knock or shake the device.

Technical Specifications (Wireless Mouse)

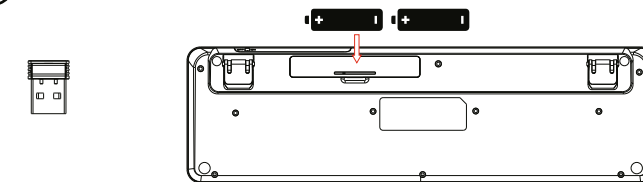
Wireless Technology	: 2.4 GHz USB Receiver
Wireless Range	: 10 meters
Special Features	: Adjustable DPI Button, Automatic Power Saving
Adjustable DPI	: 800 - 1200 - 1600
Power Source	: 1 x AA Battery (not included)
Compatible Operating Systems	: Windows 8.1 & Above, macOS X 10.4 & Above
Click Life	: 5 Million Clicks
Weight	: 46 grams
Dimensions (mm)	: 104 x 58 x 29

Technical Specifications (Wireless Keyboard)

Wireless Technology	: 2.4 GHz USB Receiver
Wireless Range	: 10 meters
Special Features	: Function Shortcut Keys, Automatic power Saving
Power Source	: 2 x AAA Battery (not included)
Compatible Operating Systems	: Windows 8.1 & Above, macOS X 10.10 & Above
Key Life	: 10 Million Keystrokes
Weight	: 397 grams
Dimensions (mm)	: 434 x 125 x 25

Reset method of Keyboard

1 Install 2 x AAA battery



2 Press ESC+W key together 3 seconds



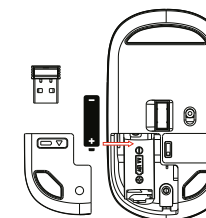
3 Plug Receiver, Paired



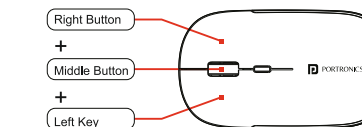
Tips: Install battery, press ESC+W together for 3 seconds, plug receiver, LED flashes, paired

Reset method of Mouse

1 Install AA battery



2 Press Left+Right+Middle key together 3 seconds



3 Plug Receiver, Paired



Tips: Install battery, press Left+Right+Middle for 3 seconds, plug receiver, paired