



LUMISTICK

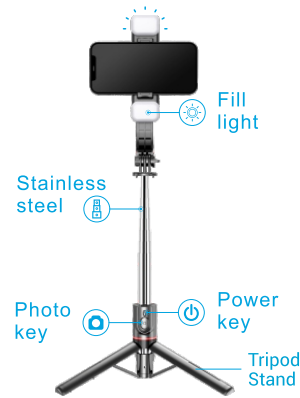
Smart Selfie Stick

User Manual



PACKAGING CONTENTS

Smart Selfie Stick X 1
User Manual X 1



Compatible with

☒ iOS ☒ Android

HOW TO USE

Switch on and off: Dial the power key up to turn on the power; dial the power key down to turn off the power.

Wireless pairing: The indicator light flashes quickly for 4s to enter the pairing state, the pairing status indicator flashes, use the mobile phone to search for "Selfie" to match, and the indicator light will turn off after the pairing is successful.

Take photos: When the selfie stick device is connected to the mobile phone, press the photo button and the indicator will blink.

Unpaired: After startup, if left unpaired and without any operation for 5 minutes, the selfie stick will automatically power down. To resume, switch it on again.

Paired: When connected to the phone, the indicator light turns off after pairing. It enters sleep mode if inactive for 10 minutes. Simply press any button to wake it up.

Automatic connection: Upon powering on or waking up from sleep, the selfie stick will automatically reconnect to the previously paired phone if it was connected before.


KEY FUNCTION

Use after taking out the Selfie stick and connecting the phone.



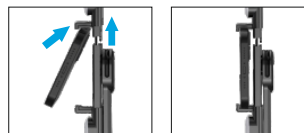
TAKE OUT THE REMOTE

Pull the rod out first, then slide it up to remove.




HOW TO CLIP PHONE

Use one end of the phone to push the clip upwards.



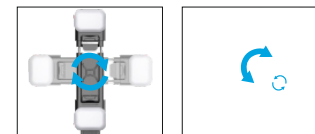
HOW TO OPEN A TRIPOD

Open the handle outwards to turn it into tripod mode.



ADJUST VARIOUS ANGLES

Adjust various angles to shoot.



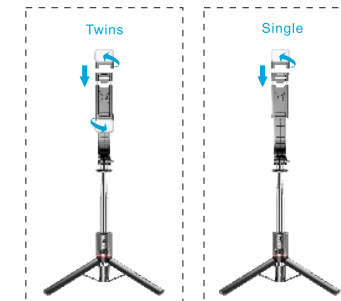
EXTENDABLE

The stainless steel poll can be extended up to 1160mm.



HOW TO USE FILL LIGHT

Press and hold the power button for 2 seconds to turn on the light, then press to dim.
Light transformation mode :
White light: Soft , Bright ;
Warm light: Soft , Bright ;
Natural light: Soft, Bright.
Press and hold the power button at any time to turn off the light and remember,
When charging, the red light is on, and the light is off when it is full.



SPECIFICATION

Main Material : ABS+Stainless Steel
Folded Length : 210mm
Extended Length : 1160mm
Product Size : 210x59x38mm
Product Weight : 220g
Battery : CR1632(replaceable)

(Batteries must not be exposed to sunlight, fire, or similar excessive heat)



www.portronics.com
For Support
Visit : www.portronics.com
Email : help@portronics.com
Contact No. : +91 9555245245 , 011-42413131
(Working Hrs. : Monday - Saturday 10:00am - 6:00pm)

