




# SOUNDPOT PRO

20W WIRELESS BLUETOOTH SPEAKER



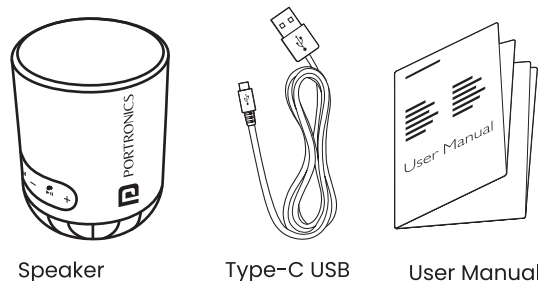
USER MANUAL

## 1 WHAT'S INSIDE

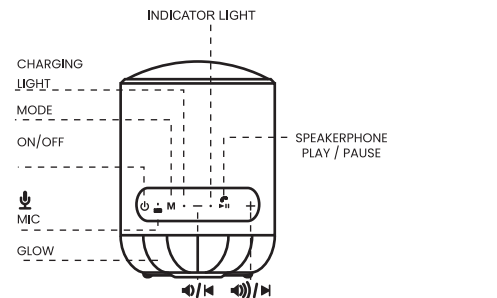
Before using your product, read all accompanying safety information

Package Contains :

1. Bluetooth Speaker
2. Charging Cable
3. User Manual

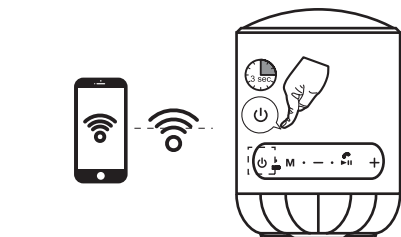


## 2 INTRODUCTION



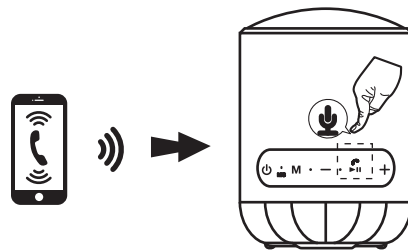
- Single press “+” or “-” for VOL UP and VOL Down
- Long press to choose the previous or next song.
- Short press ON/OFF button to select your preferred light effect : rock, flow, cross, ripple, flash, or off.

## 3 BLUETOOTH WIRELESS



- Hold the Button for 3 Seconds to Power On / Off
- Choose Bluetooth mode
- Open Bluetooth setting on your mobile Device, and Select “Soundpot Pro”
- While Pairing is successful, you can play music
- long Press Play/Pause button to Disconnect BT.

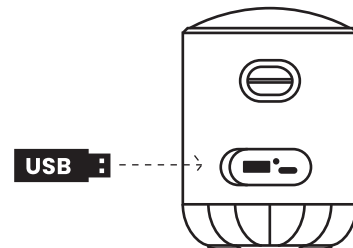
## 4 SPEAKER PHONE



Button functions in Bluetooth mode

- Status
- Incoming call Press Play button to answer an incoming call.
- During a call Press to end the current call.

## 5 USB MUSIC PLAY MODE

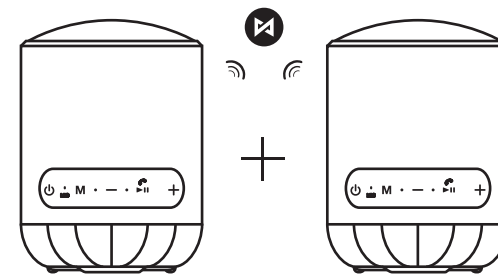


Short press the **M** button to change the mode to USB MODE it will play the music on your USB flash disk (it's need insert USB first, then you can choose USB mode

## 8 SPECIFICATION

- Power Input : DC 5V, 1A
- Wireless Version : 5.3 Version,
- Supports A2DP and AVRCP
- Power Rating : 20W
- Freq. Response : 70 - 15k Hz
- S/N Ratio : 90dB
- Dimension : 84 x 84 x 118 mm
- Battery Capacity : 2500mAh
- Playback Time : 5 hours

## 7 TWS(TRUE WIRELESS STEREO)



A. Long press on the M button so that the two speakers are paired automatically. After matching, the indicator light of one of the speakers will turn on.

B. Now please turn on the bluetooth function of your mobile device, you will find the Soundpot Pro, please connect it and from this moment you can play music via the true wireless function.

C. Disconnect the true wireless, please press the button play/pause for 3 seconds, and it will disconnect the true wireless.

## 9 LED INDICATION

Status	LED indiation
Fully charged	OFF
Charging	Red light up
Pairing mode	Blue Blinking
Working mode	Blue light up

**NOTE :** Any damage caused by physical impact, water/liquid, fire, etc, caused by the customer or nature shall not be covered under warranty. Only product design, feature and functionality related faults will be considered. Never dismantle the product without due permission, otherwise it may nullify the warranty clause.

**NOTE :** Save power design: speaker will auto power off after 10 minutes when you have not any operate (speaker power on, but no any operate or connected with bluetooth, but do not play anything).



[www.portronics.com](http://www.portronics.com)

For Support

Visit : [www.portronics.com](http://www.portronics.com)

E-mail : [help@portronics.com](mailto:help@portronics.com)

Contact No.: +91 9555245245

(Working Hrs.: Monday - Saturday 10:00am - 6:00pm)



E-Waste Management  
E: [info@3rrecycler.com](mailto:info@3rrecycler.com)  
For E-Waste & ROHS compliance  
refer to [www.portronics.com/ewaste](http://www.portronics.com/ewaste)