



SOUND SLICK 7



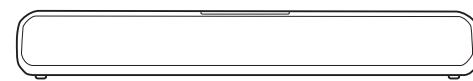
50W Wireless Soundbar

USER MANUAL

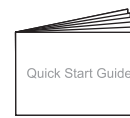


Whats Inside

Before using your product, read all safety information carefully



Soundbar Spesker



Quick Start Guide

Customize Your Experience

With three different sound modes, you can match your sound to your content and your mood!

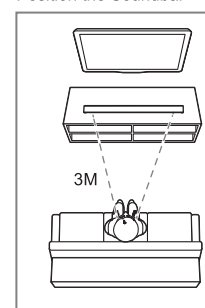
🎵 Music works great for music and podcasts, Standard for TV programs.

🗣️ NEWS: Enhance human voices (Clear Voice)

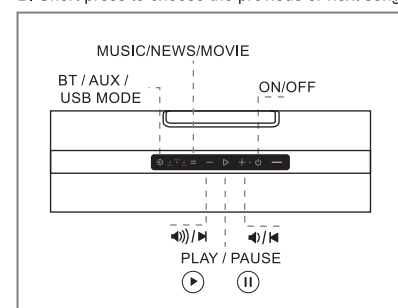
🎬 Movie for an expansive theater experience. Virtual 3D Surround Technology, Take your home cinema experience to new heights with sound that comes from above and all around you.

1 Introduction

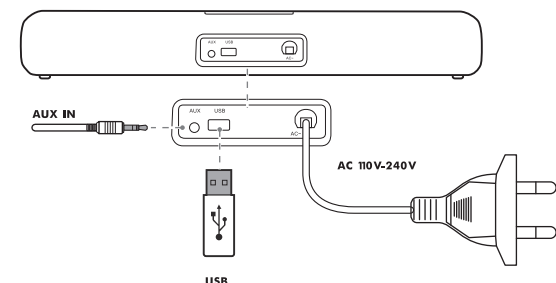
Position the Soundbar



A. Long press "+" or "-" for VOL+ and VOL-
B. Short press to choose the previous or next song



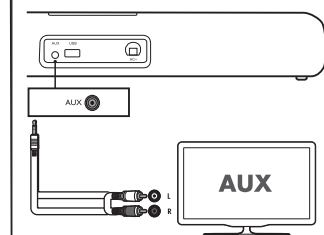
2 Connect the Soundbar



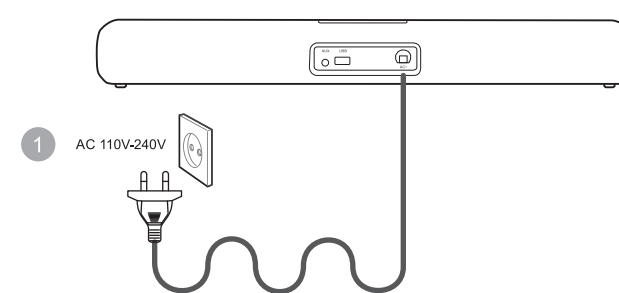
3 Specication

- Power Input: AC 110V-240V
- Wireless Version : 5.0 Version,
- Supports A2DP and AVRCP
- Frequency Range(s) of Equipment: 2402-2480 MHz
- Sound: L/R: 52x91mm 2pcs
- Power Rating(RMS)
- Total Output: 50W
- Middle-High Frequency: 25Wx2
- Freq. Response: 80 - 20kHz
- S/N Ratio: 75dB
- Dimension: 508 x 86 x 82 mm

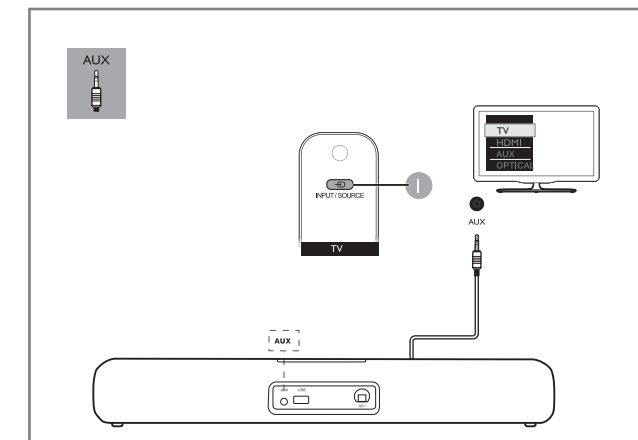
4 Hear audio from TV in one of the following ways



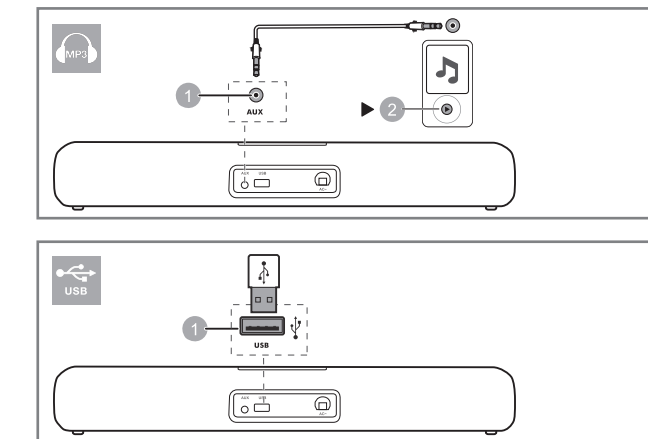
5 Switch on the SoundBat



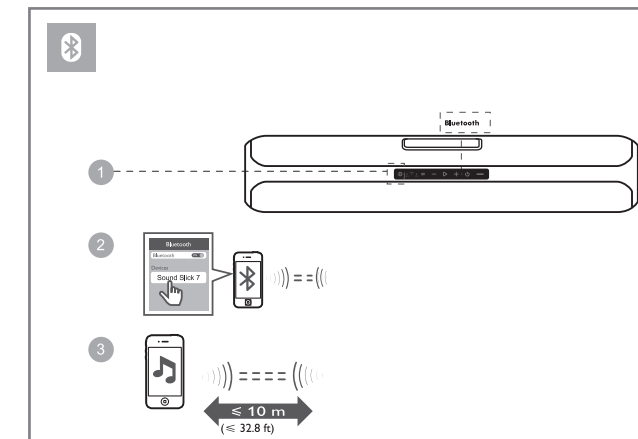
6 Select the correct audio source



7 Play other devices



8 Play audio through Bluetooth



www.portronics.com
 For Support
 Visit : www.portronics.com
 Email : help@portronics.com
 Contact No. : +91 9555245245 , 011-42413131
 (Working Hrs. : Monday – Saturday 10:00am – 6:00pm)



HS02A说明书
 展开尺寸:228X141MM
 成品尺寸:96X70.5MM
 材质:80G书纸
 印刷:CMYK 4色印刷
 封装:凤琴折页 封面朝上