



TriCharge

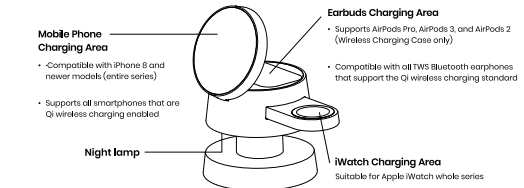
4 In 1 Magnetic Wireless Charger With Night Lamp

User Manual

Product Introduction

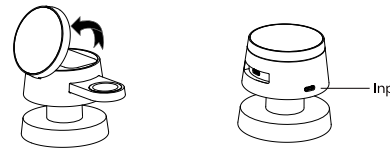
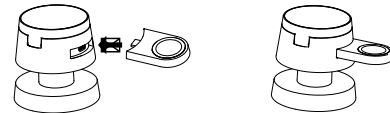
Thank you for purchasing our products! TriCharge is a 4 in 1 wireless charger supports power charging of Qi compatible mobile phones/ iWatch/ TWS Bluetooth earphones. One wireless charger can charge up to 3 devices at the same time. It can also work as a night lamp. It brings you an easy charging experience without the hassle of entangling wires.

Product Appearance

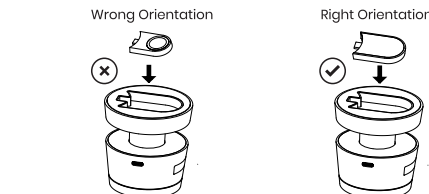


Note: Please use minimum 25W adaptor with this wireless charging product.

iWatch charging part installation



Lift up the upper for charging mobile phone



iWatch charging part collection

Operating Instructions:

1. Connect the device to a power source using the included fast charger and Type-C charging cable.
2. Once connected, the night lamp will flash for 3 seconds and then turn off. It will remain off while the charger is in standby mode and during normal charging operation.
oNote : The white night lamp will flash if metal objects are detected or if there is an abnormal charging condition.
3. To begin charging, place your Qi-enabled smartphone, iWatch, or TWS Bluetooth earphones on the designated charging area. Charging will start automatically within 1 second.
4. Once the device is fully charged, or if you wish to stop charging, simply remove it from the charging area.

Product parameters

Product Name: TriCharge
Input: 9V = 3A
Mobile Phone Output: 5W/7.5W/10W/15W
Earphone Output: 3W (max)
iWatch Output: 2.5W (max)
Night Lamp Output: 1W (max)

Accessory list

Wireless Charger x 1 N
1M Type C Cable x 1 N
User Manual x 1 N

Indicator status

Night Lamp	Indicator Status
Power connected	White/warm light light up 3 seconds, then off
Standby	Off
Phone charging/Earphone charging/iWatch charging	Off
Metal objects or abnormal charging are detected	White light flashing

Certification standard

- National Quality Assurance standard-Executive standard: GB/T1095-2003
- CE Executive standard: EN55032, EN55035, EN61000-3-2, EN 61000
- FCC Executive standard: FCC47 CFR Part 15c
- UL Executive standard: UL62368
- ROHS Executive standard: ROHS2.0

FAQ

1. Please put the phone/airPods/Watch at the center of charging area.
2. To achieve the fast charging, please use a charger above QC18W or PD20W to supply power to the wireless charger.
3. The charging distance is 0-2mm, please don't wear protective case which is thicker than 2mm. (Magnetic and metal attachments or credit cards will influence the charging stability, please remove them before charging).
4. The watch has temperature control feature, when the temperature reaches 45°C, device will stop charging automatically. If the temperature become normal, it will continue to charge.
5. The lower temperature is, the faster charging speed is. The charging speed is faster in winter than in summer.
6. Please don't charge in high temperature and humid environments to avoid damage of circuit.
7. Put it at the place that children can't reach to avoid unnecessary accidents.
8. Please place the charger away from flammable and explosive liquids or gases.
9. If you have any problems on this wireless charger, please feel free to contact the seller service, we will offer you a best solution within 24 hours. Your safety and experience is our top priority, we got it all covered.



E-Waste Management
E: info@3rrecycler.com
For E-Waste & ROHS compliance
refer to www.portronics.com/ewaste

www.portronics.com

For Support

Visit : www.portronics.com

E-mail : help@portronics.com

Contact No.: +91 9555245245

(Working Hours: Monday - Saturday, 10:00am - 6:00pm)